



LE TRIANON TRIBUNE

A Monthly Newsletter for the Residents of Le Trianon Condominium

Volume 21 Issue 7

January 2026

ASSOCIATION OFFICERS

President..... *Maggy Cuesta*
Vice President *Francois Pearson*
Treasurer *Gustavo Lopez*
Vice Treasurer *Carmen Garcia*
Secretary..... *Mimi Pambrum*
Board Members *Carmen Romero*
John Dos Santos

PROPERTY STAFF

Property Manager... *Aissa Duverger*
Head Front Desk.... *Israel Castellon*
Maint. Supervisor *Ariel Miranda*

IMPORTANT #'S


Main (305) 861-9574
Security (305) 861-8424
Fax (305) 865-0098

OFFICE HOURS

Monday - Friday 9:00 AM - 4:30 PM

Le Trianon Condominium

6061 Collins Avenue
Miami Beach, FL 33140
manager@letrianoncondo.com



Published monthly at no cost for
Le Trianon by Coastal Group Publications.
Contact CGP at
(305) 981-3503 or info@cgpnewsletters.com
to advertise in one of our newsletters
or to get a free newsletter for your property.

Resolutions are an Ancient Tradition

If you are joining millions of Americans in making New Year's resolutions, you are continuing an ancient tradition. begun 4,000 years ago in Babylon. Around 2000 BCE, the Babylonian new year (called Akitu) was celebrated in mid-March, coinciding with the barley harvest and the spring equinox. During the 12-day festival, people made promises to the gods—mostly practical ones like paying off debts, returning borrowed farm tools, or being better citizens. If they kept these promises, the gods would supposedly favor them in the coming year.



The Babylonians also crowned a new king or symbolically reaffirmed loyalty to the reigning king, so resolutions often included pledges of loyalty. The practice evolved after that. Ancient Romans adopted it when Julius Caesar moved the new year to January 1 in 46 BCE (to honor Janus, the two-faced god who looks backward into the past and suggested reflecting on the past year and planning improvements.

Early Christians initially rejected the custom as “pagan,” but by the Middle Ages many used New Year’s as a time for spiritual reflection. “Watch Night” services, still held in some churches, today trace back to this. But, the actual phrase “New Year’s resolutions” first appeared in print in a Boston newspaper in 1813.

About 40–50 percent of American adults say they make New Year’s resolutions each year, according to YouGov. Only 8–12 percent of people report successfully keeping their resolutions for the entire year.

In keeping with that reality, various days have been called "Quitters Day" -- with dates ranging from January 12 to 19, although some surveys suggest that people keep their resolutions until mid-February.

About 75 percent make it the first week, and 46 percent make it past six months, according to University of Scranton research).

Writing a legacy letter: Send love forward

Who knows what the world will be like 50 or 100 years from now. Will robots do everything for us? Will work be optional? Whatever the future holds, human life will still have certain trials and triumphs. There will still be broken hearts. Still be bad decisions. There will still be good decisions and sudden successes. Struggles, humor, love.

We'll still ask ourselves what is important in life. After all your years of living, do you have an answer to that question? New Year's is a great time to write a legacy letter to your children or grandchildren, spouse, mentors, close friends, future generations. Write it, keep it where it will be found, and add to it next year.

Kathleen M. Rehl, writing for *Sixty and Me*, says the first step is to decide to whom you will write and address the letter specifically to that person. Tell them why you are writing to them. Next, adopt a thankful tone and tell the recipient what you are grateful about him or her. In the next paragraphs, tell what one big lesson you learned in life. Tell what you think matters most in life. What do you value most? Tell something about yourself. You might consider what you wish you knew about people in your family tree. Answer those questions about yourself. Tell some stories about the ancestor you knew about. Tell the family stories. In your closing, give your readers your love. Tell them what your hope for them. Offer encouragement.

You can write more than one legacy letter and write to more than one person. You might even want to record a video. The key is to search your heart and try to send your thoughts and wisdom to the next generation. If you like crafts, buy a box to hold your letter, or letters, and decorate it. Put in some family items.



Eric Broad
Broker Associate
305.318.2385
eric.broad@corcoran.com
Follow me on Instagram!
@bestofmiamibeach

Expertise you need

Your guide for every real estate journey.

Specializing in waterfront condos like yours for over a decade, I know your home well. Equipped with key market insights backed by a powerhouse brokerage, I can lead the way on your next sale.

***Selling your home or looking to buy another?
Call Eric to get started.***

corcoran

9537 HARDING AVE | SURFSIDE

The Corcoran Group is a licensed real estate broker. This is not intended to solicit property already listed. Equal Housing Opportunity.

TAMALES RING IN NEW YEAR LUCK!

Tamales date back over 8,000 years to Mesoamerica (Aztec, Maya, and earlier cultures). They were portable, calorie-dense food for hunters, warriors, and travelers. Steamed in corn husks or banana leaves, they became sacred offerings as well as holiday food. Today in Mexico, Central America, and the U.S. Southwest, making tamales is the ultimate New Year’s Eve and Christmas tradition—families gather, music plays, and hundreds are made for good luck in the coming year.

Easy New Year’s Tamales

(Makes about 3–4 dozen – 90 minutes active time thanks to shortcuts)



Ingredients

- 6–7 lbs prepared masa for tamales (from a Mexican market or tortillería – already seasoned with lard and salt)
- 30–40 dried corn husks (soaked 30 min in hot water)
- Filling shortcut #1: 2 large rotisserie chickens, meat shredded + 2 jars (16–20 oz each) good red or green chile sauce (La Victoria, Las Palmas, or Hatch)
- Filling shortcut #2 (even faster): 5–6 lbs seasoned carnitas or barbacoa from Costco or your local taquería
- Optional: 1 lb Oaxaca or Monterey Jack cheese cut into strips (for cheese & chile verde tamales)

Quick Assembly

1. Drain husks, pat dry. Spread 1/3 cup masa on the smooth side of a husk in a thin rectangle (about 4×5 inches), leaving the top 2 inches empty.
2. Spoon 2–3 Tbsp filling down the center. Add a strip of cheese if you want.
3. Fold the left side over, then the right, then fold the bottom up. (No need to tie if you stand them upright in the pot.)
4. Stand tamales upright in a steamer pot with a few coins in the water (the rattling tells you when water is low).
5. Steam 60–75 minutes. They’re done when the masa peels easily from the husk.

Serve with extra sauce, Mexican crema, and a sprinkle of cotija. Ring in the New Year with the easiest, most authentic tamales you’ve ever made—because the ancestors would totally approve of rotisserie chicken and store-bought masa.

SANANDRES CONSTRUCTION

DESIGN + PERMITS
+ CONSTRUCTION

Schedule a Free Consultation
in our Brickell office

Build with us and receive a preferred rate
on premium design and permitting
services.

CALL NOW! 305-285-4810

www.sanandrescg.com

✉ info@sanandrescg.com

📷 [@sanandresconstruction](https://www.instagram.com/sanandresconstruction)

Licensed & Insured | General Contractor
License: CGC-1513166
Architecture & Interior Design
License: AA 26002016 - ID 6065
1925 Brickell Ave. Suite D203 Miami FL.

Luxury Is Easy.
Intelligent Construction
Is Everything.



Stop Spending on Renovation. Start Investing in It.









View Proven ROI
projects

What's My
HOME WORTH?

RJ.AREAHOMEVALUES.NET



Find out what your home might be worth in today's market.
Rosa Jacquelin | Realtor
(786) 239-1283



stellar
Public Adjusting Services
Professional Insurance Claim Representation

CALL US BEFORE YOUR INSURANCE COMPANY!!

(305) 396-9110
STELLARADJUSTING.COM



RE-OPEN OLD & DENIED CLAIMS
WATER DAMAGE TO KITCHEN OR FLOORS?
LEAKS FROM UNITS ABOVE?
AIR CONDITIONER LEAK?
SHOWER PAN LEAK?

GOT PROPERTY DAMAGE? GET HELP NOW!

MENTION THIS FLYER FOR FREE POLICY REVIEW

THIS IS SOLICITATION FOR BUSINESS. IF YOU HAVE HAD A CLAIM FOR AN INSURED PROPERTY LOSS OR DAMAGE AND YOU ARE SATISFIED WITH THE PAYMENT BY YOUR INSURER, YOU MAY DISREGARD THIS ADVERTISEMENT.

Rami Boaz License #P17524

NO JOB TOO SMALL
PAINTING AND MINOR REPAIRS
SATISFACTION AND QUALITY GUARANTEED

REMODELING & INSTALLATIONS

Kitchens | Bathrooms | Interiors | Cabinets
Vanities (New & Resurfaced)
Baseboards & Crown Molding
Quartz, Marble & Granite Countertops
Popcorn Ceiling Removal | Interior Doors & Frames
Impact Windows & Doors
Plumbing & Electrical Service
Ceramic Tile & Marble Installed | Mirrors



Design & Management Services
Free Estimates
Service & Quality
Commercial & Residential

Specializing in condo & apartment interiors, we enhance your home's value with expert remodeling—kitchens, bathrooms, full renovations & additions. Family Owned for 40 years.

DIAMOND  REMODELERS

KITCHEN AND BATHROOM SPECIALISTS
GARAGE CONVERSIONS & ROOM ADDITIONS

JEFFREY DIAMOND ANTHONY LASORSA
Lic# CC94BS00437 Lic# CGC031497
Licensed & Insured General Contractors

305-865-9005

www.diamondremodelers.com
jeff@diamondremodelers.com



 @diamondremodelers  Diamond Remodelers

Special Discounts will be applied for mentioning this ad