



# Mimosa Monthly News

Volume 15 Issue 10

A Monthly Newsletter for the Residents of Mimosa Condominium

December 2024

## MIMOSA CONDOMINIUM ASSOCIATION, INC

4747 Collins Avenue  
Miami Beach, Florida 33140  
mimosacondo@aol.com

### ASSOCIATION OFFICERS

**President** ..... David Malek  
**Vice Pres** ..... Chaim Lowy  
**Treasurer** .... Leah Gologorsky  
**Secretary** ..... Thomas Kaller  
**Director** ..... Susan Schnall

### PROPERTY STAFF


**Condo Office.** Jennifer Jimenez  
**Bldg. Sup.** ..... Nesip Toykan

### IMPORTANT NUMBERS

**Main** ..... 305-532-6411  
**Fax** ..... 305-532-3128

### OFFICE HOURS

**Mon - Fri** .... 8:30am - 4:30pm



Published monthly at no cost for  
Mimosa Condominium by  
Coastal Group Publications, Inc.  
Contact CGP at (305) 981-3503 or  
[www.cgpnewsletters.com](http://www.cgpnewsletters.com)  
to advertise in one of our  
newsletters or to get a free  
newsletter for your property.



# Happy Holidays

AND HAVE A WONDERFUL NEW YEAR

## Tis' The Season To Be Jolly

The Holiday spirit certainly has all of us here on the Mimosa staff feeling pretty happy and jolly. Here's hoping the spirit has caught you as well.

From all of us to all of you,  
have a very Happy Holiday season  
and a Happy New Year.

## WHAT IS CHANUKAH?

In 2nd century BCE, in an effort to pull Jews away from Judaism and adopt the Greek culture – Hellenism, the Syrian-Greek regime of Antiochus outlawed aspects of Jewish observance, including the study of Torah, which began to decay the foundation of Jewish life and practice. In response, a band of Jewish settlers took to the hills of Judea in a revolt against this threat to Jewish life. Led by Matitياهو, and later his son Judah the Maccabee, this small band of devout Jews led guerrilla warfare against the Syrian army. Antiochus sent thousands of well-armed troops to crush the rebellion, but the Maccabees succeeded in driving the foreigners from their land.

Jewish fighters entered Jerusalem in December, 164 BCE. The Holy Temple was in shambles, defiled and desecrated by foreign soldiers. They cleansed the Temple and re-dedicated it on the 25th day of the Jewish month of Kislev. When it came time to re-light the Menorah, they searched the entire Temple, but only one small jar of oil bearing the pure seal of the High Priest could be found. Miraculously, the small jar of oil burned for eight days, until a new supply of oil could be brought. From then on, Jews have observed

a holiday for eight days in honor of this historic victory and the miracle of the oil. Today, the observance of Chanukah, meaning “dedication” features the lighting of a special Chanukah menorah with eight branches (plus a helper candle), adding one new candle each night. Other customs include spinning the dreidel (a top with Hebrew letters on the sides), eating “oily” foods like potato latkes (pancakes) and sufganiyot (jelly donuts), and giving Chanukah gelt (coins) to children.



### GET INVOLVED



**Join our ReadingPals community, and give the gift of literacy!**

Uplift Literacy is recruiting dedicated volunteers who want to make a meaningful difference in your area!



ReadingPals commit just one hour per week to help children build early literacy skills while fostering meaningful relationships.



LEARN MORE or SIGN UP by visiting our website at [www.upliftliteracy.org/readingpals](http://www.upliftliteracy.org/readingpals)

**TWO CONVENIENT LOCATIONS**



**EMERGENCY CARE 24/7**

**DR. EDY A. GUERRA**

*New Patient Special \$79 (D0210, D0150, D110)*

**9456 HARDING AVE.  
SURFSIDE, FL 33154  
(305) 866-2626**

**4011 W. FLAGLER ST.  
CORAL GABLES, FL 33134  
(305) 643-1444**

[dredyaguerradds@gmail.com](mailto:dredyaguerradds@gmail.com)  
[www.dentistsurfside.com](http://www.dentistsurfside.com)

## Pesto Puff Pastry Pinwheel

- 2 sheets puff pastry
- 2 teaspoons all-purpose flour
- 8 ½ ounces ricotta cheese
- 8 ½ ounces pesto



Preheat oven to 400 degrees. Line a baking tray with parchment paper and dust lightly with flour. Lay puff pastry on a flat work surface; cut a 12-inch circle from each sheet. Transfer 1 circle to the prepared baking sheet. Spread ricotta evenly over the pastry circle. Top with an even layer of pesto. Lay the second pastry circle on top. Set a small glass upside down in the middle of the circle. Cut the circle, away from the glass, into 4 equal quarters. Cut each quarter in half, then each eighth in half, to make 16 equal strips. Remove glass. Twist strips twice, two at a time, in the opposite direction. Pinch ends together. Repeat with remaining strips to make a pinwheel shape. Bake in the preheated oven until pastry is browned, 25 to 30 minutes.



**Public Adjusting Services**  
Professional Insurance Claim Representation

*CALL US BEFORE YOUR INSURANCE COMPANY!!*

**(305) 396-9110**  
**STELLARADJUSTING.COM**



**RE-OPEN OLD & DENIED CLAIMS**

**WATER DAMAGE TO KITCHEN OR FLOORS?**

**LEAKS FROM UNITS ABOVE?**

**AIR CONDITIONER LEAK?**

**SHOWER PAN LEAK?**





**GOT PROPERTY DAMAGE?**  
**GET HELP NOW!**


THIS IS SOLICITATION FOR BUSINESS. IF YOU HAVE HAD A CLAIM FOR AN INSURED PROPERTY LOSS OR DAMAGE AND YOU ARE SATISFIED WITH THE PAYMENT BY YOUR INSURER, YOU MAY DISREGARD THIS ADVERTISEMENT.


*"With offices in Miami and Miami Beach, we are here to listen to your concerns and connect you to the services and resources you need from Miami-Dade County."*

[www.miamidade.gov/district05](http://www.miamidade.gov/district05)  
305-375-5924  
District5@miamidade.gov


<p><b>DISTRICT OFFICE</b> 2100 Coral Way, Suite 400 Miami, Florida 33145 Monday - Friday 9 am - 5 pm</p>	<p><b>MIAMI BEACH OFFICE</b> 1700 Convention Center Drive, ground floor Miami Beach, Florida 33139 Monday / Wednesday 9:30 am - 4:30 pm</p>
--	---


 @CommishEileen

 Inside D5 Newsletter



**Commissioner Eileen Higgins**  
District 5



**7441 Wayne Ave**  
PARKVIEW POINT - #15B



Video Tour: [www.SignatureHomesOfMiami.com](http://www.SignatureHomesOfMiami.com)




Call Now!  
**Rosa Jacquelin**  
(786) 239-1283

*Love Where You Live!*



# WANTED

**PRINT JOBS** *anything that puts ink on paper*

---

**Condo/HOA Services | Residential or Commercial**  
 Voting/Election Packages • Annual Notices (w/ affidavits) • Letterhead  
 Property Signage • Stickers/Decals • Window Lettering • Binding  
**Denizens | Businesses | Club Promoters | Restaurants | City**  
 Celebrations • Obit Books • Biz Cards • Promo Materials • Brochures  
 Announcements • Posters-Banners • Vehicle Wraps

---

**Contact Marc** *(the newsletter guy)*  
[cgpimarc@earthlink.net](mailto:cgpimarc@earthlink.net) | 786-223-9417

## WRAP IT UP!

Have you noticed that wrapping a gift can cost more than the gift itself? There are some ways to cut the cost of gift-wrapping. Try these tips this holiday season!

- ❑ Brown paper bags can be decorated with stamps, markers, or paint. Tie the top with yarn or raffia. Use white trash bags to wrap large or oddly shaped presents. Check your local newspaper office to see if they sell “ends” from the newsprint paper. You can decorate the paper in many different ways.
- ❑ Make the wrapping part of the present itself. Wrap a gift of clothing in a pretty scarf and tie it with a hair ribbon. A purse or small bag could hold another smaller gift. Use a tablecloth or towel to wrap up a gift. Check thrift shops for old tins, hatboxes, or fabric remnants that would make great gift containers. Baskets make great gift holders.
- ❑ Use curling ribbon instead of other bows or ribbon. It is cheaper and can give a wrapped gift a very festive look. Make tags by cutting up holiday cards from the year before. Simply cut around an image from the front and write on the back. Punch a hole in one corner and thread curling ribbon through it. Tie it on your package for a nice touch.



Finally, buy your wrapping paper for next year at the after Christmas sales this year. You can save up to 75% off. Place it in a plastic bag to keep it clean and dry.

# DIAMOND



# REMODELERS

**Full Service Contractors**



@DIAMONDREMODELERS

We are committed to the fulfillment of your home improvement needs with an eye towards increasing the value of your real estate asset. Whether you are remodeling a kitchen, bathroom, complete residence or room addition; we are the *Remodeling Experts*, **family owned for 40 years**.

*specializing  
in condo &  
apartment interiors*

**Jeff Diamond & Anthony Lasorsa**

**305-865-9005**

www.diamondremodelers.com

jeff@diamondremodelers.com



**“Your Experienced  
Handyman”**

### REMODELING • INSTALLATIONS

- Kitchen / Bathroom
- New & Resurfaced Cabinets
- Cabinets / Vanities
- Custom Baseboards / Crown Moldings
- Granite / Marble / Quartz Counter Tops
- All Types of Tiles & Marble Installed

### PAINTING & SERVICES UNLIMITED

- Painting, Condo, House, Apt. Roof Painting
- Popcorn Ceiling Removal
- Smooth Ceilings
- Framing, Drywall & Finishes

- Full Service Contractors
- Plumbing & Electrical Service
- Doors / Windows
- Mirror Installation

EST. 1980

- Design & Management Services
- No Job Too Small
- Free Estimates
- Service & Quality at Reasonable Prices
- Commercial & Residential
- Habla Español

**15%  
Off**

any  
**remodeling  
job!**

**10%  
OFF**

**Any  
Service**

Valid With Coupon.  
Not To Be Combined  
With Other Offers.  
Exp 1/31/2025







Receive a 15% discount on any remodeling job!

Painting & Services Unlimited Lic. CC94BS00437  
Lasora Enterprises, Inc CGC031497 Licensed & Insured General Contractor

Published monthly at no cost for Mimosa Condominium by Coastal Group Publications, Inc.  
 Contact CGP at (305) 981-3503 or [www.cgpnnewsletters.com](http://www.cgpnnewsletters.com)  
 to advertise in one of our newsletters or to get a free newsletter for your property.