




CENTRO

A Newsletter for the Residents of the Centro Downtown Condominium Association, Inc.

Volume 6 Issue 4

April 2023

CENTRO DOWNTOWN
Condominium Association, Inc.
151 SE 1st Street
Miami, Florida 33131



PROPERTY STAFF

Manager.. Lauren Gutierrez, LCAM
manager@centrocondominium.com

Admin Asst.....
admin@centrocondominium.com

Front Desk.....

Front Desk is available to residents 24/7

Frontdesk@centrocondominium.com

Packages are available to be picked up at Amazon Hubs and/or Front Desk at any time.

ASSOCIATION OFFICERS

President.. Juan Pablo Alvarez

Treasurer .. Jorge Sierra Bejas

Secretary.....Shai Ben Ami

IMPORTANT NUMBERS

Main 305-440-0566

OFFICE HOURS

Mon - Fri.. 9:00 am - 5:00 pm

Temporarily working with "closed door" policy




REMINDERS

Always keep you neighbors/other units in mind! Please see below reminders:

BALCONIES:

- No sweepings or other substances shall be permitted to escape to the exterior of the building from the windows, doors, balconies or terraces of individual Units.
- Residents shall not allow anything to be thrown or to fall from windows, doors, balconies, walkways or terraces.
- Pets not permitted to be left unattended on balconies.



WHEN CLEANING THERE ARE SOME THINGS TO KEEP IN MIND:

- Be sure to sweep the dirt or debris into the middle of the balcony before sweeping it up with a dustpan.
- Use a damp mop to clean the surface of the balcony.
- Cover the edges of the balcony with rolled up towels to help with avoiding any water or dirt from being pushed over the edge.



Trash Chute- Compacter Rules

- Cardboard boxes, Styrofoam, pizza boxes or other items are NOT permitted down the trash chute as this will cause obstruction. All boxes must be flattened & disposed inside the dumpsters with yellow lids located in the loading dock.
- All trash should be bagged & tied closed not exceeding the diameter of the chute.
- Please be careful not to over-extend the trash chute door.
- Never throw glass bottles or containers, paint, or heavy items down the chute. That can damage the metal wall and create issues with the trash chute that are extremely expensive to repair.



If the chute is clogged (you see trash sitting in the chute when you open the door), please do not place more trash in the chute. Contact Frontdesk and/or Management and please take your trash to the dumpster until it the chute is unclogged.

7441 Wayne Ave
PARKVIEW POINT #15B

SOLD

Call Now!
Rosa Jacquelin
(786) 239-1283

Love Where You Live!

VIDEO

www.SignatureHomesOfMiami.com

TWO CONVENIENT LOCATIONS

EMERGENCY CARE 24/7

DR. EDY A. GUERRA
New Patient Special \$79
(D0210, D0150, D110)

9456 HARDING AVE.
SURFSIDE, FL 33154
(305) 866-2626

4011 W. FLAGLER ST.
CORAL GABLES, FL 33134
(305) 643-1444

dredyaguerradds@gmail.com
www.dentistsurfside.com

Published monthly at no cost for the Centro Downtown Condominium by Coastal Group Publications, Inc. Contact CGP at (305) 981-3503 or www.cgpnnewsletters.com to advertise in one of our newsletters or to get a free newsletter for your property.

Easy Easter Desserts

Easy Coconut Cake

Prepare one white cake mix as directed on the box. While the cake is still hot, poke holes in the cake with a fork. Mix one 14-ounce can of sweetened condensed milk with one 12-ounce can of cream of coconut. Pour this mixture slowly over the cake. Cool cake completely in the refrigerator overnight. The next day, spread with non-dairy whipped topping and sprinkle with coconut.

Bunny Patch Cake

Line the bottom of a 13 x 9 inch baking pan with a 10-ounce pound cake cut into slices. Top with a 21-ounce can of strawberry pie filling and then 12 ounces of non-dairy whipped topping. Refrigerate at least one hour. Top cake with coconut that has been tinted green and sprinkle on one cup of jelly beans. Place several marshmallow bunnies around the cake.



Quick and Easy Carrot Cake

Prepare one package of spice cake mix according to directions, adding in two cups shredded carrots, one 8-ounce can of drained, crushed pineapple, and 3/4 cup of chopped pecans. Pour into two 9-inch baking pans and bake at 350 degrees for 25 to 30 minutes. Cool cake completely. To make frosting, beat two 8-ounce packages of softened cream cheese with two cups of powdered sugar until smooth. Add in one 8-ounce tub of non-dairy whipped topping and stir until well blended. Use frosting as a filler between the two layers of cake and to frost the top and sides of the cake. Garnish with additional pecans if desired. Refrigerate until ready to serve.

"A man who stops advertising to save money is like a man who stops a clock to save time." — Henry Ford

CGP publishes monthly newsletters for over 50 condos; each written & delivered to each resident by the board & management.

Advertise to over 30,000 condo residents.

COASTAL GROUP
PUBLICATIONS, INC.

305-981-3503 www.cgpnnewsletters.com



Commissioner
Eileen Higgins
District 5



"With offices in Miami and Miami Beach, we are here to listen to your concerns and connect you to the services and resources you need from Miami-Dade County."

COME VISIT

DISTRICT OFFICE

2100 Coral Way, Suite 400
Miami, Florida 33145
Monday - Friday / 9:00 am - 5:00 pm

MIAMI BEACH OFFICE

1700 Convention Center Drive, ground floor
Miami Beach, Florida 33139
Monday / Wednesday / 9:30 am - 4:30 pm

www.miamidade.gov/district05

305-375-5924

District5@miamidade.gov

@CommishEileen

@CommishEileen

Inside D5 Newsletter

stellar
Public Adjusting Services
Professional Insurance Claim Representation

CALL US BEFORE YOUR INSURANCE COMPANY!!

(305) 396-9110
STELLARADJUSTING.COM



RE-OPEN OLD & DENIED CLAIMS

WATER DAMAGE TO KITCHEN OR FLOORS?

LEAKS FROM UNITS ABOVE?

AIR CONDITIONER LEAK?

SHOWER PAN LEAK?



GOT PROPERTY DAMAGE?
GET HELP NOW!

THIS IS SOLICITATION FOR BUSINESS. IF YOU HAVE HAD A CLAIM FOR AN INSURED PROPERTY LOSS OR DAMAGE AND YOU ARE SATISFIED WITH THE PAYMENT BY YOUR INSURER, YOU MAY DISREGARD THIS ADVERTISEMENT.

Rami Boaz, License #PT15224

DIAMOND REMODELERS

Full Service Contractors

We are committed to the fulfillment of your home improvement needs with an eye towards increasing the value of your real estate asset. Whether you are remodeling a kitchen, bathroom, complete residence or room addition; we are the *Remodeling Experts*, family owned for 40 years.

*specializing
in condo &
apartment interiors*

Jeff Diamond & Anthony Lasorsa
305-865-9005
www.diamondremodelers.com
jeff@diamondremodelers.com

Kitchen & Bathroom Remodeling

Satisfaction and Quality Guaranteed

REMODELING • INSTALLATIONS


- Kitchen / Bathroom
- New & Resurfaced Cabinets
- Cabinets / Vanities
- Custom Baseboards / Crown Mouldings
- Granite / Marble / Quartz Counter Tops
- All Types of Tiles & Marble Installed

**"Your Experienced
Handyman"**



PAINTING & SERVICES UNLIMITED

- Painting, Condo, House, Apt. Roof Painting
 - Full Service Contractors
 - Popcorn Ceiling Removal
 - Plumbing & Electrical Service
 - Smooth Ceilings
 - Doors / Windows
 - Framing, Drywall & Finishes
 - Mirror Installation
- EST. 1980



Receive a 15% discount on any remodeling job!



Painting & Services Unlimited Lic. CC94BS00437
Lasora Enterprises, Inc CGC031497 Licensed & Insured General Contractor

- Design & Management Services
- No Job Too Small
- Free Estimates
- Service & Quality at Reasonable Prices
- Commercial & Residential
- Habla Español

**15%
Off**
any
remodeling
job!

**10%
OFF**
Any
Service

Valid With Coupon.
Not To Be Combined
With Other Offers.
Exp 5/31/2023

Fast Liquor Delivery @Wholesale Prices

TAP THAT APP!

LiquorSplit
TAP THAT APP
FAST DELIVERY!

LIQUOR | BEER | WINE

Find us on:
 

Scan, Add Save \$10
discount applies at checkout

